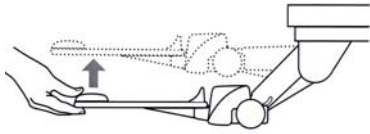
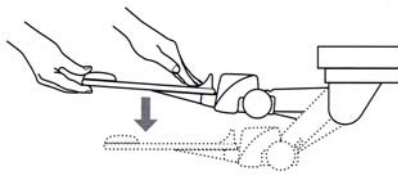


Pinnacle 2™ Adjustability



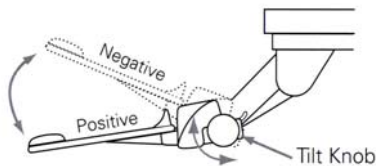
Raising the platform

Lift the front edge of the platform and raise it to the desired height. Lower the front edge to lock the platform in position.



Lowering the platform

Lift the front edge of the platform and press down on the back edge of the platform. Lower to desired position and release.



Adjusting platform tilt

To position the platform so that it is sloping down towards your desk (negative tilt), turn the Tilt Knob clockwise. To make the platform slope downwards towards your lap (positive tilt) turn the knob counterclockwise. The exact tilt position is indicated by the gauge on the arm cover. A tilt of 6° negative is often recommended as the optimal ergonomic position.

Rotation

Hold platform at both ends and rotate right or left.

Storage

Lower the keyboard below the Slide Track. Push the platform in to store under the worksurface.